



## Welcome to Maryland MyIRMobile!

MyIR™ stands for My Immunization Record, a public portal that can securely pull vaccination records from ImmuNet, Maryland’s Immunization Information System (IIS). All users must be 18 years or older. Once registered with MyIRMobile, you will be able to obtain official vaccination records for daycare, camps, schools, employment or travel, if you or your children were administered vaccinations in the State of Maryland.

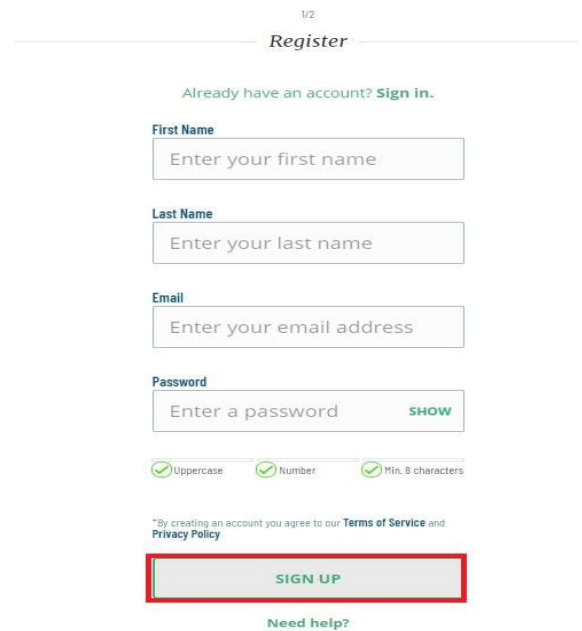
By referring to **Maryland MyIRMobile User Guide** you will be able to:

- [Register in MyIRMobile](#)
- [Find Your Vaccination Records](#)
- [View/Print Your Immunization Records](#)
- [Download COVID-19 Certificate of Immunization](#)
- [Add Dependent\(s\)/Children](#)
- [Request Assistance When a Match Is Not Found](#)

### 1. Register in MyIRMobile

To go to the Maryland MyIR portal, type **www.MyIRMobile.com** into the address bar of your internet browser and press **Enter**.

- Click on the **Register** button and choose **‘Maryland’**.
- Enter your **First Name, Last Name, Email Address, and Password** then click the **‘Sign Up’** button.
- Verify your account by **phone** or **email**. You can receive the account verification code via email or mobile phone. Once a method for receiving a verification code is chosen, click **‘Send The Code’**.
- Enter the 6-digit verification code and click **‘Continue’**.
- Select your answer to ‘How did you find out about MyIR Mobile’ from the drop-down menu then click **‘Continue’**.



1/2  
Register

Already have an account? [Sign in.](#)

**First Name**  
Enter your first name

**Last Name**  
Enter your last name

**Email**  
Enter your email address

**Password**  
Enter a password [SHOW](#)

Uppercase  Number  Min. 8 characters

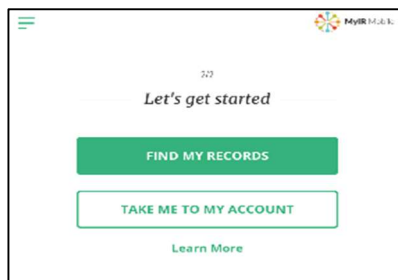
\*By creating an account you agree to our [Terms of Service](#) and [Privacy Policy](#)

**SIGN UP**

[Need help?](#)

### 2. Find Your Vaccination Records

#### A. Click on ‘Find My Records’





- B. Enter the required demographic information (date of birth, gender, phone number).** Please remember that when filling out these fields, the system will attempt to match your personal information with what is on record in ImmuNet. Next to the phone number field, select if you want to receive a SMS text or phone call for your PIN code/verification code. If there is a record match in ImmuNet, you will receive either a SMS text or phone call with your PIN code/verification code.

- C. When a match is found or your record is located in ImmuNet, it will take you to the page where you will be able to enter the verification code that is sent to your phone via SMS text or phone call. After you enter your 6-digit verification code, click the 'Continue' button. If you did not get a code, please click 'Resend Code'.**

### 3. View/Print Immunization Records

- A. After you enter the verification code, please click on 'Take Me to My Account' to view your immunization history. Please click on 'Go To Documents' to view and print the following (if available):**

- **Immunization History and Needs**
- **Maryland Certificate of Immunization (Form 896)**
- **Certification of COVID-19 Vaccination**

**\*Note:** If you are logging back into MyIRMobile, please click **'Check For Updates'** to view your updated immunization history then go to 'Documents' to view/download your Certification of COVID-19 Vaccination.

- B. All documents are in pdf format and can be downloaded, printed and saved on your computer, tablet or phone.**

**Sample Patient**

- Immunizations: Immunization needs and history.
- Documents: Manage your family's documents.
- Profile: Update your information.
- Password: Update your password.

**+ ADD A CHILD**

---

Last updated 2 minutes ago. **CHECK FOR UPDATES**

You can view your State Certificate(s) here. If available.

**GO TO DOCUMENTS**

---

**Sample Patient's Immunization History**

| Vaccine Type | Date Received | Manufacturer, Lot Number |
|--------------|---------------|--------------------------|
| Flu          | 09/11/2020    | Serif, U445AC            |
| Tdap         | 09/11/2020    | Serif, U675AA            |
| COVID-19     | 04/09/2021    | Moderna US, 03021A       |
|              | 03/11/2021    | Moderna US, 03021A       |

---

**Sample Patient's Immunization Needs**

| Vaccine Type  | Status     | Due Date   |
|---------------|------------|------------|
| Herpes Zoster | Up to Date | 07/21/2023 |
| DTaP/DTTd     | Up to Date | 09/11/2030 |
| Pneumo (PPSV) | Up to Date | 07/21/2038 |

**VIEW YOUR RECORD AS PDF**



#### 4. Download Certification of COVID-19 Vaccination

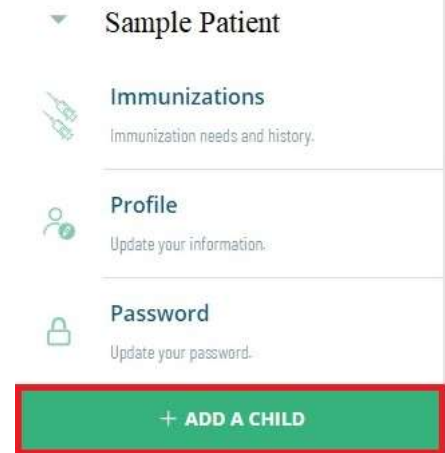
- Click on the link **'Certification of COVID-19 Vaccination'** to download it as pdf file. You can also save this file on your computer, tablet or phone.

#### 5. Add Dependent(s)/Children

- To request records for your child who is under the age of 18, select the green button **'Add A Child'**.
- Type in the demographic information for the child that you are requesting records for.
- If you need to add more dependents, click on the **'Add a Child'** button and repeat the process for each additional dependent.

#### 6. Request Assistance When a Match Is Not Found

- A.** If you do not get a record match, you can do any of the following:
- Click **'Try Again'** and enter a different phone number;
  - Click on the **'Green Chat Bubble'** then choose **'No Match Found'**;
  - Choose **'Maryland'** and click on the link **'Records Request Form'**
- B.** Please complete and submit a **'Records Request Form'** to update your information in ImmuNet.



#### Sample Patient's Immunization Needs

You will see your immunization history and needs once you are linked to the state health department.

[Learn More](#)

[Try Again](#)

